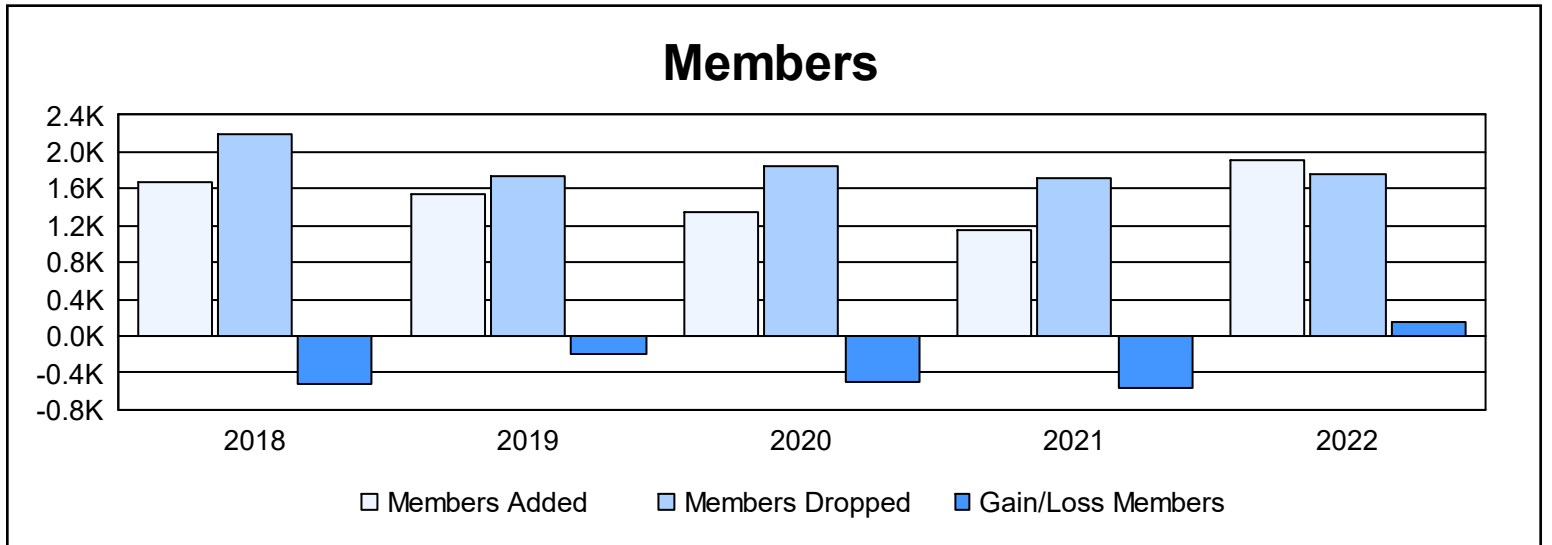
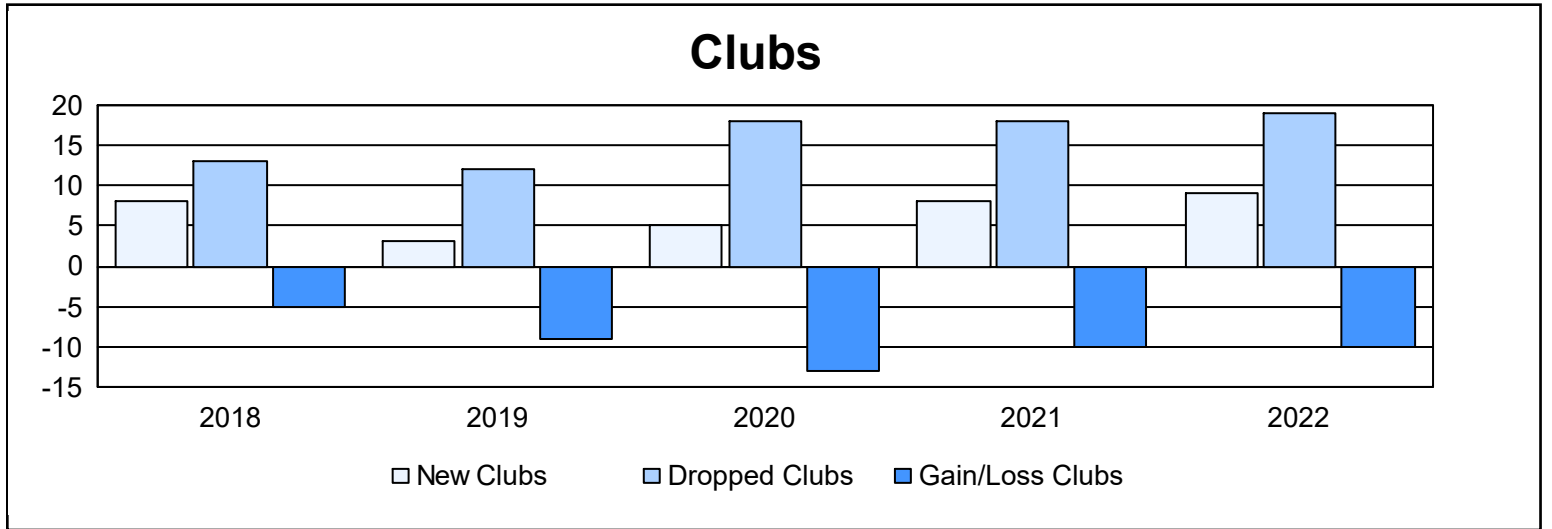
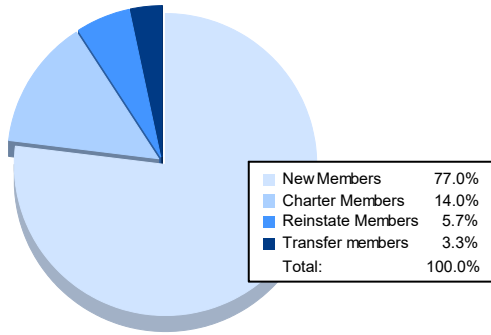


Year	New Clubs	Dropped Clubs	Gain/ Loss Clubs	New Members	Charter Members	Reinstate Members	Transfer Members	Total Member Added	Total Members Dropped	Gain/ Loss Members
2017-2018	8	13	-5	1,321	223	72	55	1,671	2,188	-517
2018-2019	3	12	-9	1,227	138	70	106	1,541	1,736	-195
2019-2020	5	18	-13	993	173	73	99	1,338	1,839	-501
2020-2021	8	18	-10	808	216	91	36	1,151	1,717	-566
2021-2022	9	19	-10	1,473	268	110	63	1,914	1,758	156
<b>Average</b>	<b>7</b>	<b>16</b>	<b>-9</b>	<b>1,164</b>	<b>204</b>	<b>83</b>	<b>72</b>	<b>1,523</b>	<b>1,848</b>	<b>-325</b>



### Membership Composition June 2022 Cumulative



### Gender Composition June 2022 Cumulative

